
Earthquake, Wind, Fire, and Whisper... Elijah Hears God

Bible Craft Activities from 1 Kings 19:1-15 on Listening to God



Earthquake, Wind, Fire, and Whisper... Craft Ideas for Elijah's Encounter with God on the Mountain

How do we hear from God? How do we know He is near? Sometimes we wish that we could hear Him with a mighty voice or obvious signs, but God comes in mysterious and unexpected ways. He can speak to us through various means, sometimes in the slightest whispers! These crafts celebrate the story of Elijah on Mount Horeb, recounting how God is present with us and communicates, even when we don't feel or hear Him as we think we should. A "mystery sound bag" uses odd items to make a game of listening to varied sounds, reminding us to listen for God's voice. A "God Whispers Wheel" tells the story with a decorative element.

Bible Verses or Craft Captions to Consider... (1 Kings 19:1-15)

The Lord said, "Go out and stand on the mountain in the presence of the Lord, for the Lord is about to pass by."

Then a great and powerful wind tore the mountains apart and shattered the rocks before the Lord, but the Lord was not in the wind. After the wind there was an earthquake, but the Lord was not in the earthquake. 12 After the earthquake came a fire, but the Lord was not in the fire. And after the fire came a gentle whisper. 13 When Elijah heard it, he pulled his cloak over his face and went out and stood at the mouth of the cave. -1 Kings 19:11-13

Where is God? Listen for His voice!

Earthquake...Mighty Wind...Fire...Whisper!

More Sunday School Activities on Listening to God

- Watch our [children's sermon on 1 Kings 19:1-15](#) and [Crafts on Elijah Hearing God's Whisper](#)
- Compare a full [Sunday School Lesson on God's Gentle Whisper to Elijah](#)
- Compare a an [older elementary Bible Lesson on the Story of Elijah for Kids](#)
- Compare another [God appears to Elijah in 1 Kings 19:1-15 children's church lesson](#)
- See all our [free Sunday School activities on the Story of Elijah for Kids](#)

Craft one: "Mystery Sound Bag"

You will need:

- Paper bag
- Crayons or markers
- Popsicle sticks (any size)
- Balloon, bubble wrap, dried noodles, beads, etc. (items that make noise).
- Stickers or decorative items.



Procedure:

1. Decorate the outside of the paper bag. Add verses and captions as desired.
2. Inside the bag, place items that make noise (bubble wrap, balloons, dried noodles, etc.)
3. Use the bag to play a "what's that sound?" game: blindfold one player, draw out an item, and try to guess what the item is according to the sound only.
4. If desired, hang bag in a spot to recount the story and importance of listening to God's voice.





Craft Two: "God Whispers Wheel"

You will need:

- Construction Paper or cardstock
- Paper plates
- Balloon
- Glue (tacky recommended)
- Scissors
- Brad fastener
- Pom-poms, stickers, glitter, or other extra decorations
- Markers or crayons

Procedure:


1. Divide one of the paper plates into fourths (quadrants).
2. On each quadrant, write a brief caption for "earthquake", "wind", "fire", and "whisper." Add extra decorations (stickers, pictures, pom-poms, etc.) as desired.
3. On the second paper plate, cut out a quadrant. Decorate with verses and captions to accompany the first plate.
4. Use the brad fastener to attach the plates. Spin the top plate to reveal the various parts of the story and recall how Elijah met God.



"IF THE LORD IS GOD, THEN FOLLOW HIM."

1 KINGS 18:21

ELIJAH



Mandy Droce '21

ministry-to-children.com



Thank you for downloading these free materials. Our team is grateful for your trust and pray that God will bless your ministry.

This resource was prepared by [Kristin Schmidt](#) (pictured right). She serves at the Epiphany Lutheran Church in Castle Rock, CO. She has shared her teaching gifts through Ministry-To-Children since 2014 and now serves as our lead curriculum writer.



Every week she writes new [Sunday School lessons](#), [Bible crafts](#), and [children's sermons](#).

Kristin has a professional background in elementary and pre-school education. A graduate of Biola University, she holds a Master of Education and will receive the Master of Theology degree from Concordia University, Irvine, California, in May 2020. Kristin grew up in southern California and lived the past 10 years in Georgia. She is a long-distance runner and voracious reader. In addition to children's curriculum, she shares her student ministry activities and lesson ideas on [YouthGroupMinistry.com](#)

My name is [Tony Kummer](#) (pictured below). I started Ministry-To-Children.com in 2007 as a free resource for anyone sharing Jesus with kids. Don't miss our new websites; [Devotional Christian](#) and [10 Bible Verses](#) to help you focus on personal prayer and quiet times.



[Reader donations](#) and your support at [The Sunday School Store](#) fund these free materials. Please keep us in mind when you are choosing your next children's ministry curriculum. If you enjoy our material, be sure to [sign-up for my free email newsletter](#) called "Sunday School Works!" Every Tuesday, I send the latest new lessons, crafts, and coloring pages in print-friendly format to make your lesson planning easy. May God continue to bless your ministry!

Tony Kummer