
“You’re Invited” Bible Craft Ideas on the Parable of the Wedding Feast



The parable of the marriage feast is a great opportunity to include party-like elements in craft and story-telling. The message we hope to convey to kids with this story is that God invites and accepts all people to be part of His family, and all we have to do is choose His gift of salvation. With these crafts, celebrate that fact with a decorative “invitation,” a “pinata,” and a reminder that we are clothed not with wedding garments, but with the blood of Jesus.

Bible Verses or Craft Captions to Consider...

*For the wages of sin is death, but the free gift of God is eternal life in Christ Jesus our Lord.
-Romans 6:23*

To him (Jesus) all the prophets bear witness that everyone who believes in him receives forgiveness of sins through his name.” -Acts 10:43

The Spirit himself bears witness with our spirit that we are children of God, ¹⁷ and if children, then heirs—heirs of God and fellow heirs with Christ, provided we suffer with him in order that we may also be glorified with him. -Romans 8:16-17

Clothed with Christ...part of His family!

All are invited...to God’s Heavenly party!

You are invited into God’s family! Just believe!

No excuses...accept God’s free invitation!

More Teaching Ideas for the Parable of the Wedding Feast

- Watch the [video version of this children’s sermon](#) on our [YouTube channel](#)
- See the [related craft ideas](#) and more [Sunday School Crafts](#) on YouTube channel
- Compare our full [Sunday School lesson on Matthew 22:1-14](#)



Craft one: Party Pinata

You will need:

- Scissors
- Paper bags
- Markers or crayons
- Verse caption or extra decoration (optional)
- Small treats or toys
- Pipe cleaners, glitter, or other extra decorations.



Procedure:

1. Decorate the paper bag with pictures, verse captions, or stickers.
2. Add small toys, trinkets, or verses inside the bag.
3. Tie a ribbon or pipe cleaner around one end of the bag to secure.
4. Hang the pinata...use it as a decoration or whack at it with a stick to open it up for the treats!



Craft Two: “Clothed with Christ” decoration


You will need:

- Glue and/or tape
- Construction paper or cardstock
- Scissors
- Caption or verse (Optional)
- Markers or crayons
- Felt or foam
- Additional decorations as desired



Procedure:

1. Draw a person-shaped figure on construction paper or card stock.
2. Decorate your “person” and cut it out.
3. Attach the person to another piece of construction paper.
4. Add decorations: felt or foam “clothing,” bows and ribbons, etc.
5. If desired, attach a string or pipe cleaner to hang as decoration.



Craft Three: “Invitation to God’s Party”

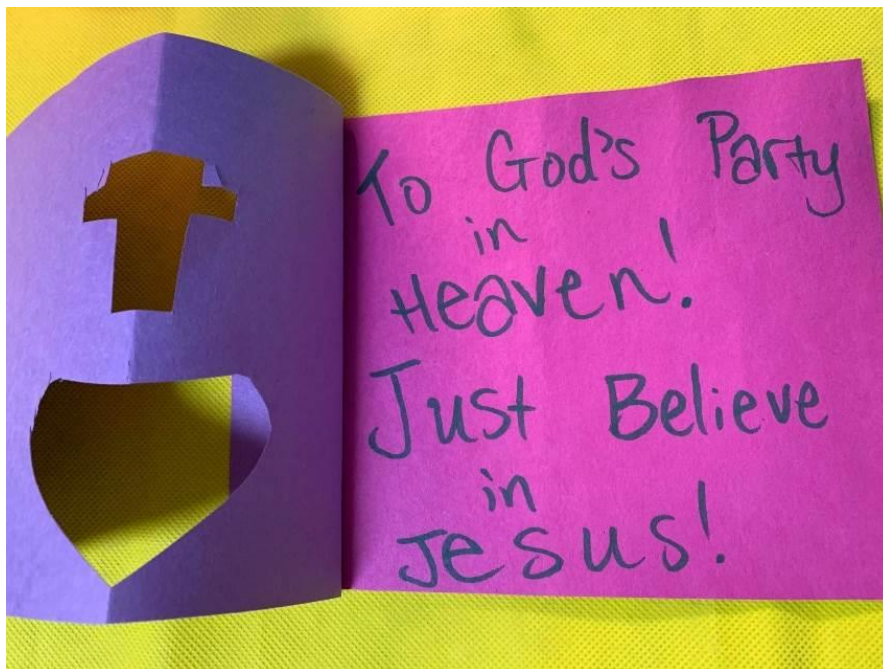
You will need:

- Construction paper/cardstock
- Cardboard tube (Optional)
- Balloons (optional)
- Markers or crayons
- Pipe cleaners
- Scissors
- Glue or tape



Procedure:

1. Choose one or two pieces of construction paper, and attach together with staples or glue.
2. If desired, cut shapes out of the top sheet for added decoration.
3. Decorate the paper like a party invitation. Add stickers, pictures, balloons, ribbons, and more.
4. Add captions and verses. Hang for decoration or use as a prayer request reminder.





These craft ideas were prepared by [Kristin Schmidt](#), who serves at the Epiphany Lutheran Church in Castle Rock, CO. She has shared her teaching gifts through *Ministry-To-Children* since 2014 and now serves as our lead curriculum writer.

Kristin has a professional background in elementary and pre-school education. A graduate of Biola University, she holds a Master of Education and will receive the Master of Theology degree from Concordia University, Irvine, California, in May 2020. Kristin grew up in southern California and lived the past 10 years in Georgia. She is a long-distance runner and voracious reader.

Don't miss our most popular resources.

- Over 400 Printable [Bible Coloring Pages](#)
- Over 800 [Bible Lessons](#) and Complete [Sunday School Curriculum](#)
- New [Children's Sermons Object Lessons](#) every week
- Don't miss our weekly newsletter called [Sunday School Works!](#)


Church budgets are tight -- so we are creating digital curriculum that is half the cost of printed material. So even when finances are limited, your teaching can make an **eternal difference**.

It's called the [Sunday School Store](#) Use this coupon to save on your first order.

Use coupon code to try our new premium curriculum

SAVE20

[Click this link](#), discount will apply at checkout



The Sunday School Store

