
“Fathers of the Bible”

Sunday School Lesson for Father’s Day



Fathers have a great impact on our lives and our faith. In this lesson, children will learn from three biblical fathers – Noah, Abraham, and Joseph – that obedient, faithful service to the Lord is a part of the great plan for mankind to be redeemed through Jesus Christ.

In addition, children will understand that even though earthly fathers aren’t perfect, God is the perfect, eternal father who has a special plan for each of their lives.

TARGET AGES: 10-14

OBJECTIVE: To learn how God used biblical fathers to display his own unique qualities and to fulfill his plan of redemption.

MAIN IDEA: Learning from biblical fathers (and fathers around us) will help equip and motivate us to follow God’s will.

SCRIPTURE PASSAGES: *Genesis 6:6-10, Hebrews 11:7, Genesis 22:1-2 & 9-12, Matthew 1:18-24*

MATERIAL(S): blank paper, writing utensils, white board, wooden craft picture frames, multi-colored permanent markers, acrylic paints, paint brushes, small plates, paper towels, cups, water

Lesson Introduction

Estimated Time: 15 minutes

OPENING PRAYER: “Lord, thank you for the fathers who point us to you. Help us learn from their examples as we strive to obey your word. Amen.”

ICEBREAKER TRIVIA GAME: “Fathers in the Bible”

Pass out paper and writing utensils to the children and ask them to number from one to eight. Then write the answers to each question on the board (in random order) so the children may choose from a word bank. Ask the class to write one of the names on the board to answer each question. Next, read each prompt out loud:

1. Which father almost sacrificed his son in obedience to God? (Abraham)
2. Who was Solomon’s father? (David)
3. Who had twin boys? (Isaac)
4. Who was the first father on earth? (Adam)
5. Whose sons became the twelve tribes of Israel? (Jacob)
6. What was the name of John the Baptist’s father, who was silence by God until John’s birth? (Zechariah)
7. Who was Jesus’ earthly father? (Joseph)
8. Which father lost all his children on the same day but later received more children as a blessing from God? (Job)

Review the answers and discuss the Godly qualities each of the fathers represented. Say, “Today’s lesson will focus on three specific fathers from the bible and how their obedience to God played a part in God’s plan to save mankind through his son, Jesus.”

Teaching Content: Fathers of the Bible

Estimated Time: 15 minutes

1. Start the lesson by reading about Noah in *Genesis 6:6-10*. Ask, “How is Noah described (e.g. righteous, blameless, favored, faithful)?” Write the answers on the white board and explain that Noah was chosen by God because he was faithful even while living in an evil world. Talk about a father you know who is incredibly faithful even though he’s experienced many struggles and trials. Say, “Noah’s legacy is also spoken about in the New Testament. Let’s read *Hebrews 11:7*.” Comment that Noah’s “holy fear” led him to obedience and he was rewarded by not only saving the lives of his own family but by becoming an “heir of righteousness (of Christ).” Emphasize that Noah’s example of faithful, holy living challenges us all to choose obedience to God over anything the world has to offer. Say, “Noah was faithful and God considered him ‘blameless’ even though he wasn’t perfect. But Noah’s ‘favor’ with the Lord shows us that God knows our hearts and will reward us for our own faith.”
2. Next, read *Genesis 22:1-2 & 9-12* to discuss Abraham’s qualities. Add the words that describe Abraham’s actions on the white board (e.g. sacrificial, trusting). Remind the children that Isaac was Abraham’s only son, yet he was still willing to give up Isaac as a sacrifice to God. Ask, “What does Abraham teach us about obedience to the Lord (that we should obey him even when it’s hard)?” Share with the class about a time when it was hard for you to be obedient to God and the blessings you received for obedience. Say, “Abraham was also rewarded for his trust in God because he became the leader of the Hebrew people and heir to the Savior, Jesus Christ. We can also expect God to do amazing things when we are willing to make sacrifices to obey God.” Acknowledge that God made the biggest sacrifice of all – sending his son, Jesus, to die for us!

3. Lastly, read *Matthew 1:18-24* and discuss the noble attributes of Joseph, Jesus' earthly father. Add the words that describe Joseph's actions to the list on the board (e.g. obedient, humble). Comment, "Isn't it fascinating that Joseph willingly chose to be Jesus' father even though he knew there were challenges ahead? Do you think it was an easy job to protect Jesus? We learn from Joseph's example that we can obediently serve God even when we have a tough job ahead." Also emphasize that Joseph shows us the protective nature of God through his willingness to be a part of God's plans. Say, "God intends all fathers to be examples of his loving and protective nature. Even when human fathers fail, we can trust in a God who is always there for us."

[As time allows use the craft and activities below before concluding the lesson]

Lesson Conclusion

Estimated time: 5 minutes

RECAP: Noah, Abraham, and Joseph were obedient and faithful fathers who trusted God's plans. We learn from their example that God has put fathers in a special place to minister and lead their families.

CLOSING PRAYER: "God, thank you for being our perfect, heavenly father. Help us follow the faithful and obedient examples of the fathers in the bible and the fathers who have directed us to you. Amen."

Bonus Learning Activities

Father Says Game: Instead of *Simon Says*, you could play *Father Says*. You could substitute acting out realistic directions rather than the typical silly commands.

- Father says clean your room (pretend to clean)
- Father says go to bed (lay down and pretend to fall asleep)
- Father says do your homework (pretend to do homework)
- Father says help your mother (act like they are helping mom with something)
- Father says stand up straight (practice good posture)
- Father says eat your pizza (pretend to eat)
- Father says brush your teeth (pretend to brush teeth)

Other Father's in the Bible: Ask the children to look up Bible stories about fathers in the the scriptures. For each of these you could discuss the different ways the children showed honor to their Father. This activity is better suited for older children. Know your students and use your best judgment.

- Luke 15:11-32 “The Parable of the Prodigal Son”
- Genesis 47:1-11 “Joseph provides for his aged Father”
- Genesis 22:1-19 “Abraham almost sacrifices Isaac”

Poem Recital: Lead the children to rehearse and briefly perform the following poem for the fathers in your church during the worship service.

Father's Day Poem

*For you on father's day what ever you celebrate
Fathers have been here in times and seasons
For you on Father's Day that's really great
To remember you not just on this day but every day
It's father Day today for all fathers who have been
Here and gone Your memories live on
Fathers enjoy your children, draw them near
Closer to you inside the heart
Because they may think of you today
Pick up the phone, and dial and say!
Write a letter. You may be surprised with the reply
A very special love for you
Joyful Father's Day*

*Just for you
With all the grace of God's life to us
Can bring on your special day
Father's Day is the time for thoughts of quiet reflection
Memories of the year have gone by
A Welcome smile
Father's Day is the perfect time to receive God's grace
Ahead for the new day
And may a wonderful beginning and joy God brings aloud
Thank you God for all fathers
Remember God our Father in Heaven and Earth
Happy Father's Day*

Poem ©By Deirdre Banda, used with permission.

Bonus Craft Ideas (Easy Options)

These tokens of love and appreciation don't need to be too complicated. Just somewhat sturdy, in case Dad decides to put the gift in his personal treasure box of kid memorabilia.

Daddy piggy bank: I found an inexpensive source for small, plain piggy banks. I grabbed enough for each of my kids. We painted bow ties on the pigs, painted on his eyes and even other cool features, like an eye patch! Some kids left with painted piggy banks that looked like pirates, others tried their best to paint their banks to look like Dad. It was an easy craft that required some imagination and paint.

Daddy collages: I brought stacks of kid-friendly magazines to kids church like Parenting magazine. Each child received a small posterboard; this was the base of the collage. I asked kids to flip through the magazines to look for things that you would like to do with your Dad. If a child is an orphan or has a deceased father, it's okay to create a collage that honors Mom instead. Some kids found pictures of families fishing, picnicking, watching movies. Some kids drew their own pictures and couldn't wait to share all these good ideas with Dad. We cut out the pictures we found, arranged them on the board and then glued the pictures in place. Great fun!

Dad rocks: We made dad rocks from clay and rocks. Each child received a large lump of clay. After working it into a flat, round circle, we added stones that spelled D-A-D and pushed them in the clay. After they set for an hour, we sent them home in paper plates so they could dry fully.

Mugging for Dad: Lastly, I bought plain white coffee cups to children's church. I provided kids with paint pens. They decorated the mugs with sweet sayings or pictures of dad. We had to let the paint dry for a few minutes but these were wonderful gifts. I advised parents to handwash the mugs since the paint may wash off.

Bonus Game Ideas (Easy Options)

“Father, May I?” This game is a retake of an old favorite, “Mother, May I?” Kids line up on one side of the room while the “father” stands on the other. The “father” gives instructions to each individual, leading them across the finish line, slowly. Before the kid can step (crab walk, bunny hop or skip) forward, he must say, “Father, May I?” If he doesn’t he goes all the way back to the finish line. The child that crosses is first is the winner and becomes the new “father.”

Find Dad’s Tie! Before kids arrive, hide a tie in the facility. (A construction paper tie works well, too.) Let kids search for the tie. Whoever finds the tie becomes the new “Dad” and gets to hide the tie. You can play this game over and over again.

Father’s Day Word Scramble: Print the words “Father’s Day” at the top of a piece of page. Set a timer for 1 minute and tell kids to make as many words as they can with the phrase. Whoever has the most words wins a special prize. If you have a chalkboard, let kids write the words on a board.

Get Dressed, Daddy!

Supplies: For this Father’s Day game, you need two suitcases and two of the following items: hat, tie, jacket, shoes, eyeglasses. You may also need masking tape.

Prepare: Use the masking tape to create a start and finish line on the floor. The lines should be at least 10 feet apart. Place one suit of clothing and one pair of eyeglasses in the suitcase. Close the case and set it at the start line. Divide the kids into two equal teams. Have them line up behind the start line.

Play: When you give the signal, the first child in each line will open the suitcase and get dressed. (The “Daddy” clothing will go on top of their regular clothing.) Then they take the suitcase and run to the finish line. When they get there, they open the suitcase and take off the Daddy clothing. With a full, packed suitcase,

they run back to the start line and the next child does the same thing. The first team to complete the task is the winner!

Pin the Tie on Daddy

Supplies: Brown paper, scissors, construction paper, pen, pushpins and a blindfold.




Prepare: Draw a large “Daddy” figure on brown paper and cut him out with scissors. Hang the cut out on the wall at a comfortable position for kids. Cut out construction paper ties. Place the ties and pushpins on a nearby table.

Play: One at a time, blindfold each child and hand him a pin and a tie. The goal is to see who gets the construction paper tie in the right place. The kid that places the tie the closest to where it belongs is the winner.

Father’s Day Trivia: Divide kids into several groups or select a few kids from the congregation. Give each child a mini dry erase board and dry erase marker. Ask kids or the groups questions about Bible fathers. For example, some could be “Which father had 13 children?” or “Which father built an ark?” Let kids reveal their answers. Kids that get the answers correct can move on to the next round. Keep playing until you have one winner. I use my concordance to quickly find verses about fathers.


1. Which father almost sacrificed his son in obedience to God? (Abraham)
2. Who was Solomon’s father? (David)
3. Who had twin boys? (Isaac)
4. Who was the first father on earth? (Adam)
5. Whose sons became the twelve tribes of Israel? (Jacob)
6. What was the name of John the Baptist’s father, who was silence by God until John’s birth? (Zechariah)
7. Who was Jesus’ earthly father? (Joseph)
8. Which father lost all his children on the same day but later received more children as a blessing from God? (Job)

Good is the best



Father any one
you can have!

I



D

dad


i ♥ Daddy
because...



1. _____
2. _____
3. _____

Thank you LORD
for my Dad.


HAPPY FATHER'S DAY!



Mandy Groce '11

ministry-to-children.com


i ♥ Daddy
because...



1. _____
2. _____
3. _____

Thank you LORD
for my Dad.

Thank You Lord...



Dear
God,



Thank
You

for my
Daddy!

FATHERS OF THE BIBLE CROSSWORD

Q	O	P	V	B	B	O	C	A	J	N	N	E	S	E	E
X	I	O	E	S	E	D	J	U	I	M	V	R	E	F	E
C	K	L	N	I	E	D	R	F	N	J	C	F	H	J	D
F	J	K	H	R	S	E	D	F	O	U	S	G	P	J	D
V	U	I	Y	F	T	A	T	G	A	I	D	B	O	O	S
G	Y	J	G	G	G	E	A	H	H	K	X	N	I	S	A
Y	H	Y	D	H	A	J	E	C	Y	L	C	H	K	E	G
H	Y	G	S	J	M	B	N	M	N	P	F	V	M	P	U
J	G	S	O	L	O	M	O	N	B	R	G	F	H	H	J
K	T	E	O	M	S	D	E	R	M	E	H	C	J	H	H
I	F	D	E	D	E	S	E	D	F	A	Y	S	U	U	B
O	R	R	M	K	S	F	G	T	D	U	H	D	J	I	R
P	E	F	E	D	F	H	J	T	I	K	K	A	N	L	E
L	D	G	M	H	T	G	F	R	V	E	S	S	R	I	O
J	X	A	D	E	M	W	S	M	A	I	L	G	J	B	X
K	D	J	S	E	P	O	K	J	D	G	T	R	F	D	A
A	S	I	E	R	T	G	H	Y	U	I	K	M	O	P	U

Adam

Isaac

David

Noah

Jacob

Solomon

Abraham

Moses

Joseph

FATHERS OF THE BIBLE CROSSWORD

Q	O	P	V	B	B	O	C	A	J	N	N	E	S	E	E
X	I	O	E	S	E	D	J	U	I	M	V	R	E	F	E
C	K	L	N	I	E	D	R	F	N	J	C	F	H	J	D
F	J	K	H	R	S	E	D	F	O	U	S	G	P	J	D
V	U	I	Y	F	T	A	T	G	A	I	D	B	O	O	S
G	Y	J	G	G	G	E	A	H	H	K	X	N	I	S	A
Y	H	Y	D	H	A	J	E	C	Y	L	C	H	K	E	G
H	Y	G	S	J	M	B	N	M	N	P	F	V	M	P	U
J	G	S	O	L	O	M	O	N	B	R	G	F	H	H	J
K	T	E	O	M	S	D	E	R	M	E	H	C	J	H	H
I	F	D	E	D	E	S	E	D	F	A	Y	S	U	U	B
O	R	R	M	K	S	F	G	T	D	U	H	D	J	I	R
P	E	F	E	D	F	H	J	T	I	K	K	A	N	L	E
L	D	G	M	H	T	G	F	R	V	E	S	S	R	I	O
J	X	A	D	E	M	W	S	M	A	I	L	G	J	B	X
K	D	J	S	E	P	O	K	J	D	G	T	R	F	D	A
A	S	I	E	R	T	G	H	Y	U	I	K	M	O	P	U

Adam

Isaac

David

Noah

Jacob

Solomon


Abraham

Moses

Joseph



Adam



Abraham



Abraham
& Isaac



Boaz



David



Eli &
Samuel



My sheep listen to my voice;
I know them,
and they follow me.

John 10:27

God



Isaac



Isaac
& Jacob



Haman



Jacob



Jephthah



Job



Joseph



Joseph
& Jesus



Judah



Lot



Noah



Noah's
Family



Saul

B I N G O



We hope you enjoy this material. Everything from Ministry-To-Children.com is 100% free to use in your ministry. We have one simple mission:


Help you tell kids about Jesus!

Our team is honored that you choose our material. Thank you for ... serving where God has placed you - telling children about Jesus – and allowing us to be a part of your mission. We depend on [reader donations](#) to keep the website growing! If this material was a blessing to you, please pray about become a supporter of our work.

Don't miss our most popular resources.

- Over 400 Printable [Bible Coloring Pages](#)
- Over 800 [Bible Lessons](#) and Complete [Sunday School Curriculum](#)
- New [Children's Sermons Object Lessons](#) every week
- Our sister website called [Sunday School Works!](#)

If your church buys curriculum, please visit our ministry supporter, [the Sunday School Store](#). It's a new digital marketplace for ministry curriculum. When you purchase from them, we receive a commission.

<p>Use coupon code at checkout</p> <p>SAVE25</p> <p>Or click this link, discount will apply at checkout</p>	
--	---

