
“Abba! A Father Who Provides”

Father’s Day Bible Lesson for Kids



Father’s Day tends to attract much less attention and publicity than Mother’s Day. Perhaps it is eclipsed by other summer celebrations. Maybe masculine images don’t lend themselves to Hallmark cards as readily. Maybe fatherhood in general is just less emphasized than maternal focuses. Yet dads so important. Not only are they tasked with raising children who can be strong members of society, as Christians, fathers are meant to exemplify the love that God the Father has for us. The father-child bond is a beautiful relationship that illustrates how God sees us as His beloved children.

Unfortunately, not everyone has a great father figure in life, or even a father at all. This makes it even more wonderful that God has adopted us as His children. He cares for us much more than our earthly fathers, and this can be a comfort whether or not we have a quality relationship with our paternal figures. This lesson can be taken in a few directions, but the main idea stresses the importance of recognizing and loving God as our Heavenly and eternal father.

Lesson focus: God cares for us enough to send His son to die for us, and He promises to stay with us. God provides all that we need, and has the wisdom to give us what is best for our lives. We can trust in His love and care, and live in His presence and protection.

Proverbs 23:24-25	Matthew 10:26-33	Matthew 7:11
Luke 15:11-32	Romans 8:14-17	Exodus 20:12

Target Audience: Kindergarten-6th grade

Materials Needed: Construction paper, decorative materials, rocks, scissors, glue or tape, coloring supplies, string or pipe cleaner, Bible (all optional, depending which activities you choose to use—except for the Bible, you need that for sure).

More Teaching [Ideas for Father’s Day](#) at Church: Print our [Father’s Day Sunday School Lesson](#) browse [Popular Bible Verses for Father’s Day](#). Download our [Father’s Day Coloring Pages](#) see the [craft demonstration](#) and more [Father’s Day ideas](#) on YouTube



Games and Lesson Introduction

Lesson Opening: Here are a few potential activities to try in conjunction with a Father's Day lesson. Choose one or two to open your session, or sprinkle them in with the lesson itself, or after it. (note: most of these elements could be used at home or in a larger group setting).

Here are some activities to get kids thinking...(select the best ones for your audience and age group):

- Whose dad is that? Display pictures of several celebrities and their fathers. See if kids can guess which dad belongs with which well-known individual. Additionally, match pictures of students with their fathers (obviously, this is a bit easy if the lesson is taking place at home...)
- Patriarch parade...list several famous fathers in the Bible, and test student knowledge to see if they recall which went with individual sons. Make this a matching test, or for extra challenge provide only the father or son names. Consider fathers like Abraham, Isaac, Jacob, David, Zechariah (John the Baptist's dad), and Joseph (Foster father to Jesus).
- Have kids describe their fathers. Start with physical attributes, such as appearance or body type; but then focus on inner characteristics and qualities that make dads special. Encourage kids to name any male role model in their lives, in case biological fathers are not as involved.
- Mom versus dad...besides the obvious (male and female), how are dads and moms different? Invite students to brainstorm things that each parent does uniquely.
- Reflecting the Father...a lot of times, people comment on how our appearances or behaviors might be similar to our parents. Look at pictures or talk about traits that illustrate this. Discuss how our lives as Christians should reflect Godly characteristics, as He is our Heavenly Father.
- Enjoy some "Dad's" brand root beer, and have students take one for their fathers!

Discuss with students how God loves us as a Father. He invites us to call Him Father, and wants us to have a special relationship with Him as such. We are in His family, and that makes us brothers and sisters in Christ.

Ask: In what ways does God show Himself as father? How is he like our earthly fathers? How is he different?



Introduction Game Time

For early arriving students, we suggest a simple Bible Sword Drill game could be played using to look up the verses you will use later in the lesson.

- Proverbs 4:1,
- Proverbs 6:20,
- Proverbs 13:1,
- Proverbs 15:20,
- Proverbs 23:22,
- Colossians 3:20,
- Ephesians 6:1,
- Exodus 20:12

Activity Option: Father Abraham song and motions

Once the class is assembled you can introduce the topic by leading them in this silly song. The idea is to repeat several times with increasing speed. As body parts are called out they will need to be moved throughout the rest of the repeats!

*FATHER ABRAHAM, HAD MANY SONS;
MANY SONS HAD FATHER ABRAHAM,
AND I AM ONE OF THEM,
AND SO ARE YOU,
SO LET'S JUST PRAISE THE LORD, RIGHT ARM
[REPEAT ALL BUT THEN ADD THE FOLLOWING ONE AFTER EACH TIME]
.... LEFT ARM
.... RIGHT LEG
.... LEFT LEG
.... HEAD
.... TURN AROUND AND SIT DOWN*

Abba Provides!

Bible Study for Father's Day

Bible Lesson: As always, how you choose to experience the story will vary according to the ages and abilities of your children (and how many are participating). For this lesson, consider highlighting several verses that talk about fathers in the Bible, obeying our fathers, or honoring our fathers. Be sure to emphasize how God is our Heavenly Father.

Feel free to review the stories with video clips, puppet show reenactments, children's Bibles, or whatever method works best for you to communicate the verses and stories. Here are a few potential passage options (of course, there are many more):

Proverbs 23:24-25 (Demonstrating wisdom makes parents proud)

Matthew 10:26-33 (God provides for insignificant birds; how much more for people?!)

Matthew 7:11 (God knows what we need and will make sure we have the essentials)

Luke 15:11-32 (The story of the Prodigal Son; God values each and every one of us; nothing that we do will ever take that away or separate us from His unfailing love)

Romans 8:14-17 (God adopts us as heirs of His kingdom; He invites us to call Him "Abba")

Exodus 20:12 (Honor fathers and mothers, and so receive blessing for all of life)

Whichever passage or story you choose to focus on, emphasize how great God's love is for us.

We can be assured that, just as our earthly fathers want what is best for us, God does too, and loves us even more than our earthly dads. If we don't know our own dads well, we can take heart in the assurance that God perfectly loves us and desires our love. He makes no mistakes, and He will never abandon us or forsake us.

He counts us as His most precious and beloved creation, and will grant us what we need. He's already fulfilled that promise by giving salvation through Jesus. And He will continue to be with us always.



Suggested Bible Crafts: “Dad Rocks Rock People”, “Dad’s Toolbox”, “Tied up Card”; Also consider a ribbon or “trophy” card, or “hole in one” golf card (if dad is a golfer).

Follow up/Additional Activities

- Make an acrostic poem for fathers, or uncles, or godfathers, or....
- Play a “man-themed” game like mock fishing or golfing
- Create “Dad coupons” for things like chores and time with dads
- Learn a new skill from dad
- Find other significant Scripture passages about fathers
- “Kind of bad dads”....look at the book of Judges (and other Old Testament areas) for some lesser-celebrated stories of dads who were not great examples Write a card or letter to someone you haven’t talked to in awhile.



Children's Prayer Moment

Dear God,
Thank you for caring for us
Your promises are true
We know you will always provide
Thank you for being our Father
Help us to trust in your Word
Thank you for your love
We love you, God!
In Jesus name, Amen!



Bible Verses about Our Father God:

Are not two sparrows sold for a penny? And not one of them will fall to the ground apart from your Father. ³⁰ But even the hairs of your head are all numbered. ³¹ Fear not, therefore; you are of more value than many sparrows. ³² So everyone who acknowledges me before men, I also will acknowledge before my Father who is in heaven, ³³ but whoever denies me before men, I also will deny before my Father who is in heaven. -**Matthew 10:29-33**

For all who are led by the Spirit of God are sons of God. ¹⁵ For you did not receive the spirit of slavery to fall back into fear, but you have received the Spirit of adoption as sons, by whom we cry, “Abba! Father!” ¹⁶ The Spirit himself bears witness with our spirit that we are children of God, ¹⁷ and if children, then heirs— heirs of God and fellow heirs with Christ, provided we suffer with him in order that we may also be glorified with him.

-**Romans 8:14-17**

²⁶ Look at the birds of the air: they neither sow nor reap nor gather into barns, and yet your heavenly Father feeds them. Are you not of more value than they? ²⁷ And which of you by being anxious can add a single hour to his span of life? ²⁸ And why are you anxious about clothing? Consider the lilies of the field, how they grow: they neither toil nor spin, ²⁹ yet I tell you, even Solomon in all his glory was not arrayed like one of these. ³⁰ But if God so clothes the grass of the field, which today is alive and tomorrow is thrown into the oven, will he not much more clothe you, O you of little faith? -**Matthew 6:26-30**





This lesson was prepared by [Kristin Schmidt](#), who serves at the Epiphany Lutheran Church in Castle Rock, CO.

She has shared her teaching gifts through *Ministry-To-Children* since 2014 and now serves as our lead curriculum writer.

Kristin has a professional background in elementary and pre-school education. A graduate of Biola University, she holds a Master of Education and will receive the Master of Theology degree from Concordia University, Irvine, California, in May

2020. Kristin grew up in southern California and lived the past 10 years in Georgia. She is a long-distance runner and voracious reader.

Our team is honored that you choose our material. Thank you for ... serving where God has placed you - telling children about Jesus – and allowing us to be a part of your mission. We depend on [reader donations](#) to keep the website growing! If this material was a blessing to you, please pray about become a supporter of our work.

Don't miss our most popular resources.

- Over 400 Printable [Bible Coloring Pages](#)
- Over 800 [Bible Lessons](#) and Complete [Sunday School Curriculum](#)
- New [Children's Sermons Object Lessons](#) every week
- Our sister website called [Sunday School Works!](#)

If your church buys curriculum, please visit our ministry supporter, [the Sunday School Store](#). It's a new digital marketplace for ministry curriculum. When you purchase from them, we receive a donation to help expand our work.

<p>Use coupon code at checkout</p> <p>SAVE25</p> <p>Or click this link, discount will apply at checkout</p>	 <p>The Sunday School Store</p>
------------------------------------------------------------------------------------------------------------------------------------	---------------------------------------------------------------------------------------------------------------------------------



“Great Dads Make Us Glad”

Craft Ideas for Father’s Day

Happy Father’s Day! While cards may not be as flowery or fancy as those we create for Mother’s Day, there are a lot of fun items that lend themselves to dear old dad. There are definitely abundant options when it comes to more “masculine” elements: tools, camping, golf, cars...here are a few possible suggestions to consider when coming up with fun and simple crafts for fathers. Add personal and creative flair as suits you, and have fun creating trinkets and presents for dads!

*Note: Encourage students to make items for another male role model, if biological fathers are not as much a figure in their lives.

Bible Verses or Craft Captions to Consider...

“Honor your father and your mother, that your days may be long in the land that the Lord your God is giving you. -Exodus 20:12

For you did not receive the spirit of slavery to fall back into fear, but you have received the Spirit of adoption as sons, by whom we cry, “Abba! Father!” -Romans 8:15

If you then, who are evil, know how to give good gifts to your children, how much more will your Father who is in heaven give good things to those who ask him! -Matthew 7:11

Dad’s toolbox is full of wonderful things! Some of them include...

I am “tied up” with love...Happy Father’s Day!

Dad ROCKS! Thanks for who you are!

More Teaching [Ideas for Father’s Day](#) at Church

- Print our [Father’s Day Sunday School Lesson](#)
- Browse [Popular Bible Verses for Father’s Day](#)
- Download our [Father’s Day Coloring Pages](#)
- See a [demonstration of this craft](#) and more [Father’s Day ideas](#) on YouTube



Craft one: “Dad’s Toolbox”

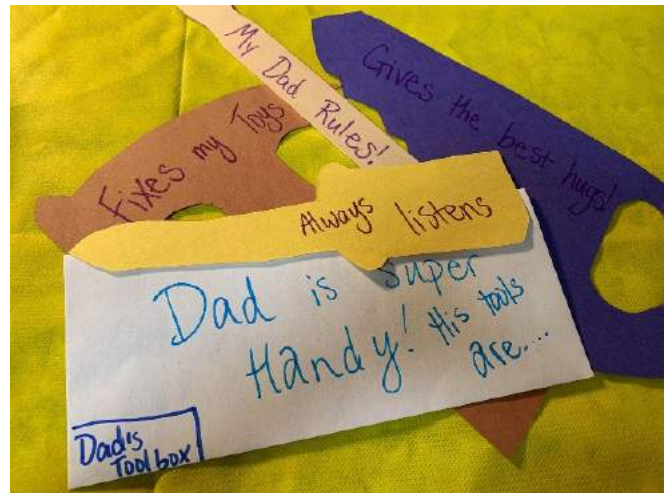
You will need:

- Construction paper or card stock
- Markers, stickers, or other decorating materials
- Scissors
- Envelopes or boxes
- Foam or felt pieces (optional)



Procedure:

1. Trace “tool” shapes onto pieces of paper or felt, drawing outlines of things like hammers, saws, screwdrivers, or other tools.
2. Cut out the various “tools” and add extra decorations, if desired.
3. Write on the “tools” positive attributes of dad, or turn them into coupons for special chores or time with dad.
4. Decorate the envelope or box/container to reflect the “toolbox” theme.
5. Place the paper or fabric tools inside the box/envelope. Deliver to dad for Father’s Day!



Craft Two: “Dad Rocks!”


You will need:

- Craft rocks, or real stones (various sizes)
- Construction paper or fabric (background)
- Glue
- Puffy paint or acrylic paint
- Extra decorations (googly eyes, etc.)
- Permanent markers
- Markers or crayons (optional)



Procedure:

1. Choose a few rocks, in assorted shapes and sizes.
2. Decorate rocks with paint, fabric paint, or permanent markers.
3. Add extra decorations as desired, such as pom-poms, googly eyes, glitter, or stickers.
4. Decorate paper (or small bags or boxes) with captions and notes, and a “backdrop” if desired.
5. Place rocks within the “framework” of the decoration and present to remind fathers that “dad rocks!”



Craft Three: “Tied up Card”

You will need:

- Construction paper or fabric
- Scissors
- Glue
- Markers, crayons, or colored pencils
- Extra decorations (stickers, glitter, etc.)
- String, pipe cleaner, or ribbon

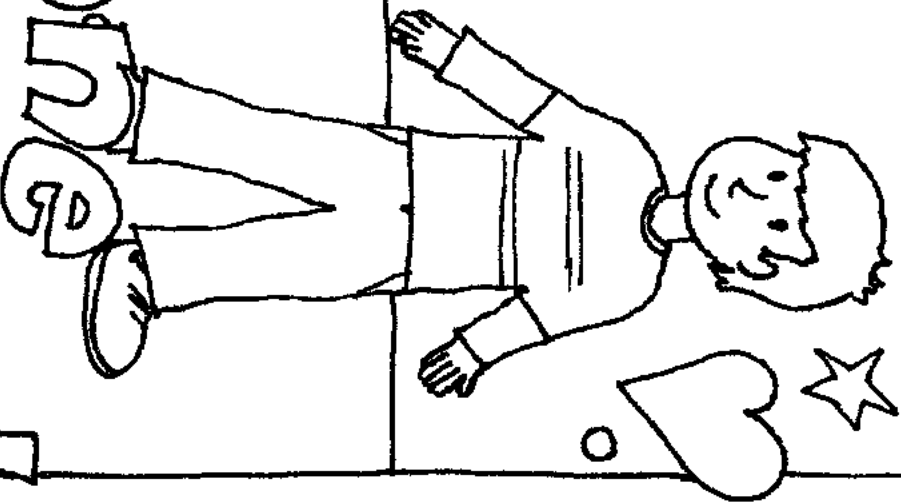





Procedure:

1. Cut paper or fabric/cloth into the shape of a tie.
2. Decorate tie-shape as a card, adding captions, words, and messages.
3. Add stickers or other extra decorations as desired.
4. Attach to a small jar of candy or bottle of soda, or simply attach a string or pipe cleaner to hang as decoration.



God is the best

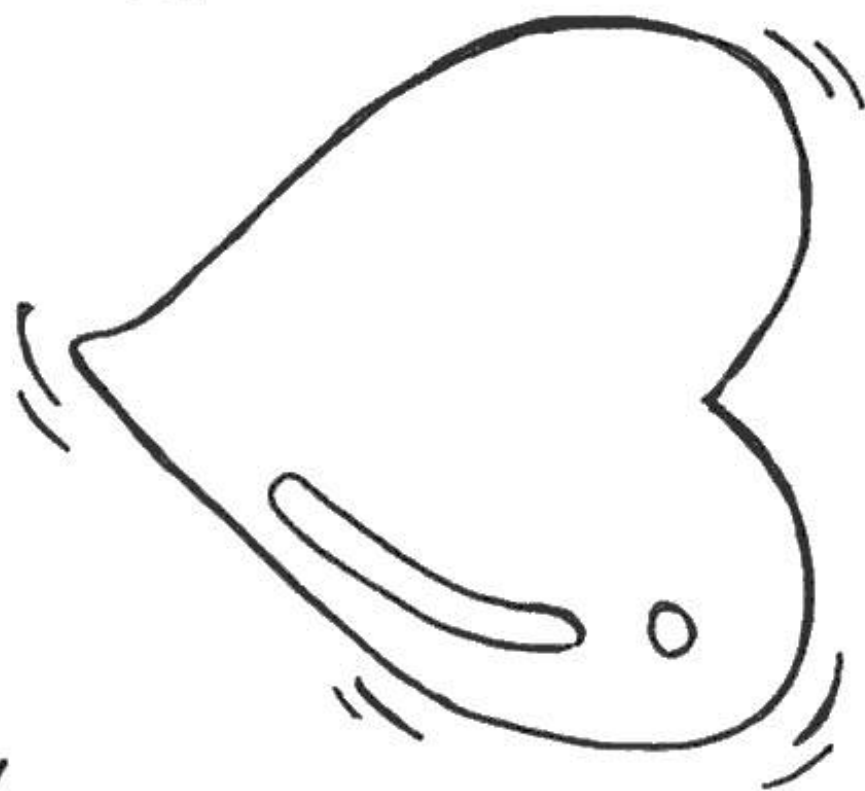
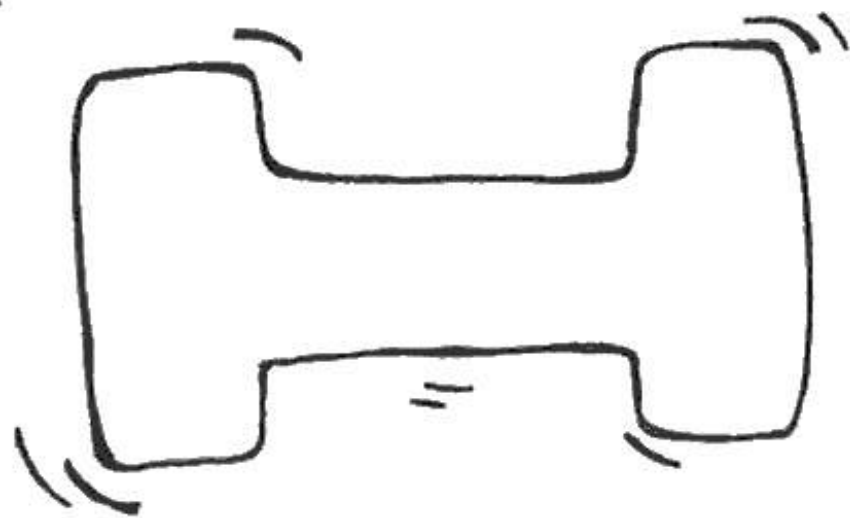


Father

any

can

have!



i ♥ Daddy


because...



1. _____
2. _____
3. _____

Thank you LORD
for my Dad.

HAPPY FATHERS DAY!



Mandy Groce '11

ministry-to-children.com

i is Daddy


because...



1. _____
2. _____
3. _____

Thank you LORD
for my Dad.


Thank You Lord...



Mandy Grace '10

<http://ministry-to-children.com>

Dear
God



Thank
You

for my
Daddy!

Mandy Grace '10