
“Go Make Disciples”

Sunday School Lesson on John 1:29-42

Go Make Disciples! Sunday School Lesson on Sharing Jesus with Others

Students are likely familiar with the concept of sharing things, but they may be a bit more uncertain about the idea of sharing Jesus. This lesson uses the concept of sharing in a general sense, as well as in a sense of telling others great news. The ideas focused on here are meant to communicate to children how wonderful and exciting it is to spread God’s love and gospel to others around us.



Lesson focus: The love of Jesus is a wonderful part of who we are as Christians. God wants us to share the good news of the Gospel of Christ, and also to share with others who Jesus is and what He has done for us. We should be eager to do that, and glad to serve God by making more disciples!

Passage: John 1:29-42

Target Audience: Kindergarten-6th grade

Materials Needed: (note options) Dominoes, photos of celebrities, small multi-player game, pipe cleaners, decorative materials, paper, scissors, stickers, Bibles.

More Teaching Ideas:

- See the [craft direction video](#)
- See our [children’s message on Sharing Jesus](#)
- D is for [Disciples Coloring Page](#)
- See our [Great Commission object lesson](#) with dominoes
- Don’t miss all our new [Sunday School lessons](#) each week on [Sunday School Works](#)



Lesson Introduction Games

Lesson Opening: Start off by doing a couple of activities with the kids that demonstrate the importance of sharing. Many times, there are things much better done in conjunction with other people than done alone. Additionally (or instead), show how things can spread quickly once they get going!

- Dominoes: Have students help in setting up a Dominoes course around the room. Watch how one domino knocked over starts a whole line-up falling down. Explain that today you will be talking about sharing and spreading something that can start small and have a huge impact.
- Explain to kids that you are going to be showing them how to play a game, such as catch, ping-pong, or tic-tac-toe...as you “demonstrate”, emphasize the fact that it’s pretty tough to do this on your own. Invite students to help you, and explain how important it is to share things with one another.
- Good news charades: have students take turns acting out something that they might want to tell people about. Pretend they have great news to share, but must do so without making any noise.
- Telephone: play a game of telephone, observing how a message moves around the room.
- Snack sharing: bring in a homemade treat, and explain how thrilled you are that it came out delicious. Show students that you have several extra treats and they are too good to keep to yourself, so they must be shared. Pass the treats around the room (or wait until the end of the lesson to share).

Explain to students that today they will be talking about sharing the good news of Jesus. When we tell or show others how much God loves us, they will hopefully want to pass that on, as well. We can spread the hope and joy of our faith to those around us!



Sunday School Lesson (John 1:29-42)

Go Make Disciples

Hold up several pictures of famous icons that students might be familiar with. Do they recognize these people? If they were to see them out in the neighborhood, what might they do?

Explain that if students were to see a celebrity, they would likely be excited. They might point out the person's presence and be eager to share the sighting with others. Well, that is exactly what happened in the Gospel of John here. John the Baptist noticed Jesus, and He knew who He was. He couldn't wait to tell others about Him:

The next day he saw Jesus coming toward him, and said, "Behold, the Lamb of God, who takes away the sin of the world!"³⁰ This is he of whom I said, 'After me comes a man who ranks before me, because he was before me.'³¹ I myself did not know him, but for this purpose I came baptizing with water, that he might be revealed to Israel."³² And John bore witness: "I saw the Spirit descend from heaven like a dove, and it remained on him."³³ I myself did not know him, but he who sent me to baptize with water said to me, 'He on whom you see the Spirit descend and remain, this is he who baptizes with the Holy Spirit.'³⁴ And I have seen and have borne witness that this is the Son of God." -John 1:29-34

John wanted others to know who Jesus was. He explained how he had seen the Holy Spirit with Jesus, making sure others knew that his claims were validated. John had seen the Lord, and couldn't keep the knowledge to himself.

He shared with his own disciples who Jesus was. Yes, John had disciples too! But he was willing to let them go, in favor of the most important person in the world...He told his friends about Jesus, and they were intrigued enough to follow Him...



The next day again John was standing with two of his disciples, ³⁶ and he looked at Jesus as he walked by and said, “Behold, the Lamb of God!” ³⁷ The two disciples heard him say this, and they followed Jesus. ³⁸ Jesus turned and saw them following and said to them, “What are you seeking?” And they said to him, “Rabbi” (which means Teacher), “where are you staying?” ³⁹ He said to them, “Come and you will see.” So they came and saw where he was staying, and they stayed with him that day, for it was about the tenth hour. -John 1:35-39

What did these men do after their friend John pointed out who Jesus was? They eagerly followed after Him, even asking to spend the night! These disciples quickly and readily followed Jesus. But the story doesn't end there.

They were so delighted and excited to find the Messiah that they wanted others to know about Him. One of the new disciples shared the good news with his brother. These were the first people to find and follow Jesus. They shared His appearance with others, too excited to keep the good news to themselves. When something great happens, you should want to announce it and share it!

One of the two who heard John speak and followed Jesus was Andrew, Simon Peter's brother. ⁴¹ He first found his own brother Simon and said to him, “We have found the Messiah” (which means Christ). ⁴² He brought him to Jesus. Jesus looked at him and said, “You are Simon the son of John. You shall be called Cephas” (which means Peter). -John 1:40-42

So the first few disciples were excited about finding and identifying Jesus as the Messiah. What about us? Can we learn something from these people?



Our job is to share the love of Christ with one another. Our goal, as children of God, is to tell others about Him. We want to spread the good news of the Gospel and make more disciples. In fact, Jesus told us to do this! It's called "The Great Commission":

Go therefore and make disciples of all nations, baptizing them in^[b] the name of the Father and of the Son and of the Holy Spirit... -Matthew 28:19

Close with prayer and thank God for Jesus. Ask for His help in sharing the good news of the Gospel with others, and for help in caring for one another.

Craft: Sharing and Caring...

There are several fun crafts that can remind students of the blessings that come with sharing God's love and telling others about Jesus. Additionally, you might also consider a craft that goes along with the calling of the disciples, adding to it as you learn about other disciples. Here are a few crafty potentials either way:

- Make disciple puppets with paper bags or popsicle sticks (decorate and "name" them).
- Sharing game: create a simple game that must be shared, but that students can play together. Consider a tic-tac-toe board with bent pipe cleaners as playing pieces.
- Bracelets: create bead bracelets with colors that represent important faith elements. Using string or pipe cleaner, add beads of red for Christ's blood, white for purity, black for sin, green for new life, and yellow for Heaven. Students can wear them to share the gospel, or they can give their bracelets to others as well.
- Sharing cards: create a special note to share and pass along faith...have students decorate envelopes. Inside each one, they can place several note cards with verses or caring messages like "God loves you and I do, too! Pass it on!" Or "Smile...it's contagious!" Include stickers or small treats, if the envelopes are large enough. Students can give the cards out to people, and encourage them to spread the good news around to others.



Share the Good News!

Crafts about Sharing Jesus

Craft Ideas for Making Disciples and Sharing Christ's Love

As we take a look at the calling of Christ's first disciples, it's important to consider how ultimately we are all called to be part of the family of God, and to expanding that family. These crafts remind students of the importance of sharing things, including and especially the love of Jesus.

Be sure to watch the video [demonstration of this Craft](#) on our YouTube channel. You get even more ideas on the [Disciples craft directions](#) post.

Bible Verses or Craft Captions to Consider...

The next day again John was standing with two of his disciples, ³⁶and he looked at Jesus as he walked by and said, "Behold, the Lamb of God!" ³⁷The two disciples heard him say this, and they followed Jesus. -John 1:35-37

God loves you...and so do I! Share the good news!

Some things are better shared...pass on God's love to others!

Go therefore and make disciples of all nations, baptizing them in the name of the Father and of the Son and of the Holy Spirit... -Matthew 28:19

Teaching Ideas about Sharing Jesus

- This craft was part of our [John 1:29-42 Sunday School lesson](#)
- See our [children's message on Sharing Jesus](#)
- Don't miss all our [Sunday School crafts](#)
- D is for [Disciples Coloring Page](#)




Craft Two: “Share a Game”

You will need:

- Paper or cardstock
- Pipe cleaners
- Decorative materials (markers, fabric paint)

Procedure:

1. Decorate your “game board”, tracing lines to make a tic-tac-toe game board (nine squares total)
2. Add verse caption and title, if desired.
3. Bend the pipe cleaners into alternating shapes such as “X’s” or “O’s”
4. Add additional decorations as desired.
5. Take turns laying down your pipe cleaner pieces and sharing the game with friends!



Craft one: “Sharing and Caring Envelopes” (Homemade stationary)

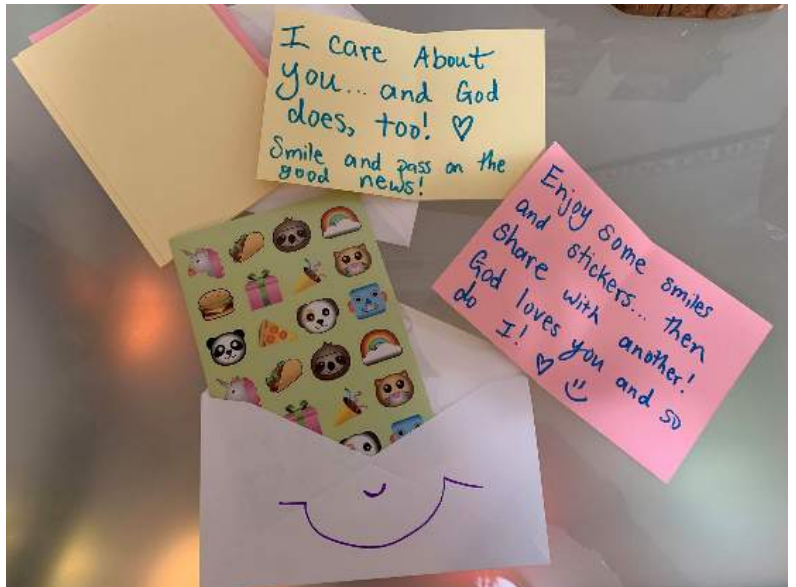
You will need:

- Paper or notecards
- Scissors
- Stickers or small treats
- Markers or decorating materials
- Envelopes (any size)



Procedure:

1. Decorate the envelopes, adding stickers and notes as desired.
2. Write verses or special messages on paper or note cards.
3. Add treats or stickers into the envelope.
4. Add the notes to the envelope. Pray over the notes and encourage students to pass around to friends and others nearby!



“Sharing about Christ with Friends”

Children’s Sermon Object Lesson on John 1:29-42



Children’s Message: Friends of Christ

Sharing Jesus with one another

Main Objective: Kids are certainly no strangers to telling others about things that are important to them. It’s important to remind them of how important Christ should be in their lives, and to communicate how we ought to share His love with one another. This message uses the act of sharing to emphasize how we can tell others of Jesus.

Law/Gospel Theme: Jesus came to live among us and die for us to take away the guilty stain of our sins. This is great news! Just as the first disciples eagerly told others about Jesus, we should be so excited about the Gospel that we want to share it with other people, too.

Object Lesson Prop and Optional Materials: Something to share: this could be a homemade treat, a store bought bag of candy, a bag of stickers, or a large item that needs broken up. The idea is that sharing is better than keeping it to yourself, and you want the kids to partake in it with you.

Bible Passage: John 1:29-42

Message: Note: As with most messages, the details of how you choose to communicate this are adaptable and should cater to timing as well as to your audience and student needs. Use what best suits you and those you teach.

- See our new [John 1:29-42 Sunday School lesson](#)
- D is for [Disciples Coloring Page](#) and [craft on sharing about Jesus](#)
- Watch the video of this [children’s message](#) on YouTube



Children's Sermon (John 1:29-42)

Disciples Sharing Christ

Greet the children, carrying a bag or box of something.

Hello, children of God! Guess what? I brought something with me today that I just cannot wait to share with you! So I have been trying out some different recipes to make things, and they don't always come out successfully. But this time I made something that turned out super yummy! These treats didn't burn, they didn't fall flat, they aren't too goopy, they are just right. And I'm so excited that they came out nicely that I want to share them with you!

In fact, the recipe actually made a pretty big batch, so I think I really need to share them with you. Otherwise I'll have too many. If I eat these all by myself, I might not feel very well afterwards. Will you help me to enjoy these? It's really more fun when I get to have company for munching, anyway...

Well, I will give you a cookie in just a minute (*if necessary, this can be an "after service is finished" incentive*), but first I want to talk about sharing things. We often hear how important it is to share things like toys, or crayons, or even attention of people we want to talk to. But do you know what it means to share Jesus??

Let me ask you this: who is someone you would like to meet? Someone you'd be super excited to see if they walked in the room? (*Allow for responses*)

I'll bet if you met someone that famous, you would be so thrilled that you would want to tell your friends and other people about it, right? Well, that happened when Jesus began His ministry on Earth.

John the Baptist was one of the first people to realize who Jesus was and how important He was. John was so excited that He pointed Jesus out to others and told them that they were looking at the lamb of God. They ran after Jesus, and when they met Him and understood who He was, they went to tell others about Him, too.



Meeting Jesus was something they didn't want to keep to themselves, and they couldn't wait to tell others who they had found.

You know, we should be just as eager to tell people this good news of Jesus. Knowing that He died for us is amazing. Think about it: the God who created the whole universe came to live as a person, and gave up His life so that we could be adopted into His family and live as children of God!

That's kind of mind-blowing, really. It's something that should give us joy and hope, so much so that we want to share it. We want others to know God's love, too. And there are many ways we can do that. We can use our words to tell others about Jesus, of course. But we can also share through our actions, by doing kind things and just demonstrating that we care about people.

It might start with just a few people, but it can spread to more so that many can hear the great news we have! Will you pray with me about that? (*Distribute treats if appropriate, or remind kids to meet you later.*)

Children's Prayer Moment

(Have kids repeat each line)

Dear God,

Thank you for the love of Jesus

Help us to remember the great news of His death and resurrection

Help us to share that good news with one another

And to be excited about sharing it!

Thank you that we can be disciples, too.

Thank you for your love

We love you, God!

In Jesus's name, Amen!



John 1:29-42 (NIV)

John Testifies About Jesus and John's Disciples Follow Jesus

29 The next day John saw Jesus coming toward him and said, "Look, the Lamb of God, who takes away the sin of the world! 30 This is the one I meant when I said, 'A man who comes after me has surpassed me because he was before me.' 31 I myself did not know him, but the reason I came baptizing with water was that he might be revealed to Israel."

32 Then John gave this testimony: "I saw the Spirit come down from heaven as a dove and remain on him. 33 And I myself did not know him, but the one who sent me to baptize with water told me, 'The man on whom you see the Spirit come down and remain is the one who will baptize with the Holy Spirit.' 34 I have seen and I testify that this is God's Chosen One."

35 The next day John was there again with two of his disciples. 36 When he saw Jesus passing by, he said, "Look, the Lamb of God!" 37 When the two disciples heard him say this, they followed Jesus. 38 Turning around, Jesus saw them following and asked, "What do you want?" They said, "Rabbi" (which means "Teacher"), "where are you staying?"

39 "Come," he replied, "and you will see." So they went and saw where he was staying, and they spent that day with him. It was about four in the afternoon.

40 Andrew, Simon Peter's brother, was one of the two who heard what John had said and who had followed Jesus. 41 The first thing Andrew did was to find his brother Simon and tell him, "We have found the Messiah" (that is, the Christ). 42 And he brought him to Jesus.

Jesus looked at him and said, "You are Simon son of John. You will be called Cephas" (which, when translated, is Peter).


[John 1:29-42](#)




Twelve Disciples Coloring Activity

Jesus' disciples were twelve men he picked to travel with him and learn from him.


1. Color the twelve disciples and read their names.
2. Peter and Andrew were brothers. Draw a circle around both of them together.
3. James and John were brothers. Draw a circle around both of them together.
4. Peter, John, and Matthew all wrote books of the Bible. Put a check mark next to each of them.
5. Judas turned against Jesus and betrayed him. Draw a big X to cross out Judas.




Peter



Andrew




James
(brother of John)




John



Philip



Bartholomew



Thomas




Matthew



James
(son of Alphaeus)



Thaddeus



Simon



Judas

A disciple is someone who learns from Jesus. How can you learn from Jesus?

Learn About Jesus, God's Son

The Trinity

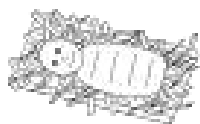
God the Father, Jesus the Son, and the Holy Spirit are three persons who are all the same person – God. This is called the Trinity (Trinity means three).

When God decided to come and live on earth with people, he came in the form of Jesus, God's Son. Jesus is the most important person who ever lived on the earth. But Jesus is more than just a person. Jesus is **all God** so he knows and does everything that God does. Jesus is **all human** (people) so he can understand how we feel and act.


Names for Jesus

The Bible uses many different names for Jesus.

Find the names for Jesus in the puzzle.



P	R	I	N	C	E	B	R	R	N	O	P
W	L	T	R	U	T	H	O	X	I	J	D
K	I	L	T	H	G	I	L	S	S	R	C
J	F	C	V	I	V	H	T	O	O	E	B
M	E	M	M	A	N	U	E	L	E	C	R
Y	U	S	S	A	E	N	I	V	D	N	E
A	G	Q	U	Y	O	N	R	E	L	I	A
W	O	R	D	S	H	E	P	H	E	R	D
Z	F	U	C	H	R	I	S	T	A	P	T



Jesus is God's **SON**.

The name **JESUS** and the Old Testament name Joshua both mean **SAVIOR**.

EMMANUEL means God with Us.

CHRIST means the Chosen One or Messiah.

Jesus is our **LORD**; he is the master and we are the servants.

Jesus is the **PRINCE** of Peace.

Jesus is the **WORD**; he brings us God's message.

Jesus is the **BREAD** of life.

Jesus is the **LIGHT** of the world.

Jesus is the Good **SHEPHERD**, and we are his sheep.

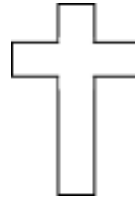
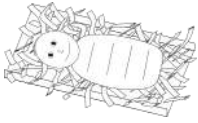
Jesus is the **VINE**, and we are the branches.

Jesus is the **WAY**, the **TRUTH**, and the **LIFE**.

The Story of Jesus

Look up each verse and number the events in Jesus' life in the correct order.

- | | | | |
|----------|--------------|-------|---|
| 1 | Luke 2:7 | _____ | Jesus went back up to heaven. |
| 2 | Luke 2:52 | _____ | Jesus grew and pleased God. |
| 3 | Mark 1:9 | _____ | Jesus was crucified on the cross. |
| 4 | Matthew 4:23 | _____ | Jesus was baptized. |
| 5 | John 19:18 | _____ | God raised Jesus from the dead. |
| 6 | Luke 24:6 | _____ | Jesus came into the world as a baby. |
| 7 | Acts 1:9 | _____ | Jesus traveled around, teaching, preaching, and healing people. |



Why Did Jesus Come into the World?

Reason 1:

_____	_____	_____	_____	_____	_____	_____	_____	_____
G	L	G	V	Z	X	S		
_____	_____	_____	_____	_____	_____	_____	_____	_____
Z	Y	L	F	G	T	L	W	

Reason 2:

_____	_____	_____	_____	_____	_____	_____	_____	_____	_____
G	L	W	R	V		U	L	I	
_____	_____	_____	_____	_____	_____	_____	_____	_____	
F	H	L	M		G	S	V		
_____	_____	_____	_____	_____					
X	I	L	H	H					


In this code, A stands for Z, Z stands for A, etc.

A	B	C	D	E	F	G	H	I	J	K	L	M
↕	↕	↕	↕	↕	↕	↕	↕	↕	↕	↕	↕	↕
Z	Y	X	W	V	U	T	S	R	Q	P	O	N


Twelve Disciples Coloring Activity

Jesus' disciples were twelve men he picked to travel with him and learn from him.


1. Color the twelve disciples and read their names.
2. Peter and Andrew were brothers. Draw a circle around both of them together.
3. James and John were brothers. Draw a circle around both of them together.
4. Peter, John, and Matthew all wrote books of the Bible. Put a check mark next to each of them.
5. Judas turned against Jesus and betrayed him. Draw a big X to cross out Judas.




Peter



Andrew




James
(brother of John)




John



Philip



Bartholomew



Thomas




Matthew



James
(son of Alphaeus)



Thaddeus



Simon




Judas

A disciple is someone who learns from Jesus. How can you learn from Jesus?

Simon * Andrew * James * John * Phil

* James * John * Philip * Bartholomew * Matthew *

* Bartholomew * Matthew * Thomas * James * Simon *



Mandy Grace '11

Thaddaeus * Judas * Simon * Andrew



We hope you enjoy this free resource from [Sunday School Works!](#)

Our mission is to help you make the most of every Sunday in your class. That's why all our material is 100% free and we share all the best curriculum from around the Internet.

You can reach us directly editor@sundayschool.works

Best Sunday School Curriculum & Resources

Let's make Sunday School great again! Here are some of the best resources to help you get started:

1. [Sunday School Lessons](#)
2. [Coloring Pages for Sunday School](#)
3. [Sunday School Crafts](#)
4. [Bible Games for Sunday School](#)



We are proud to partner with Ministry-To-Children.com to share all the best free online [Sunday School curriculum](#) for kids. Don't miss their latest [children's ministry](#) ideas!